

Item No: 8.	Classification: Open	Date: November 22 2007	Meeting Name: Corporate Parenting Committee
Report title:		Key Stage 2 and GCSE Examination Results for Children Looked After 2007	
Ward(s) or groups affected:		All	
From:		Strategic Director of Children's Services	

RECOMMENDATION

1. The Committee receive the 'Southwark Children Looked After: Examination Results 2007' report attached at Appendix 1.

BACKGROUND INFORMATION

2. A verbal report was made to Corporate Parenting Committee on 10 September 2007 based on initial data gathered by social workers assigned to Southwark children looked after (CLA). Since then there have been a number of updates to the datasets used to analyse the examination results of CLA. The information appended to this report reflects the position based on the most up to date data available on 23 October 2007.
3. The analysis is based on data from the following sources:
 - Care First
 - EMS
 - NCER (National Consortium for Examination Results)
 - Southwark Children's Services social worker data collections for out-borough CLA.

KEY ISSUES FOR CONSIDERATION

4. There are a number of statutory returns made to the Department for Children, Schools and Families (DCSF) on CLA. These include a "OC2" return which includes exam results for CLA. This return includes only results for children looked after for one year or more.
5. Children's Services have taken the view that in order to include every child who is looked after the appended report on the examination results of CLA includes not only those children who have been looked after for one year or more, but also all those who were looked after at the time of taking their exams in Summer 2007.
6. Therefore, there are differences between the figures in the appended report between statutory returns and figures reported for all CLA, which reflect a fuller analysis of CLA examination results.
7. Considerable officer resources have been used in producing the appended report. This is due to a large extent to there being insufficient national provision for the sharing of data about CLA. Presently it is the responsibility of each local

authority to seek the examination results of CLA in out-borough schools as well as to share with each of 149 other local authorities the exam results of their CLA.

8. The accuracy and in particular the timeliness of national datasets means that national CLA data, validated or otherwise, is not available until late January in the year following the Summer in which children sit their examinations.

Policy implications

9. The examination results for CLA in 2007 are in line with the previous year.
10. Numbers in the CLA cohort taking examinations at KS2 and GCSE are small. Inferences drawn from differences across the time series for CLA and between different CLA populations should be treated with caution. With groups as small as the CLA population only very large differences between figures are likely to be statistically significant. Other differences are likely to be due to chance or group characteristic effects rather than intervention effects.
11. Children's Services have appointed a 'virtual headteacher' following guidance in the Government White Paper 'Care Matters'. Clearly this appointment can have had no impact on the exam results of the current cohort of CLA. However, there are plans to expand the educational monitoring and intervention for CLA which, when embedded into practice, is expected to have a positive impact on examination results for CLA at every key stage in future years. The Committee will receive a report on the role and work of the virtual headteacher at a future meeting.

Community Impact Statement

12. The examination results for CLA are considerably below both local and national levels of attainment for all children. They are however in line with national and local levels of attainment for other CLA.
13. Notwithstanding caveats about group size outlined under key issues for consideration above, children who attended schools outside the borough in 2007 were more likely to have five or more good GCSEs than those attending schools within the borough. However, CLA attending Southwark schools were far more likely to have English and maths at any grade than those from out-borough schools. A greater proportion also achieved five good GCSEs including English and maths from Southwark schools than those who had attended schools in other LAs.
14. At key stage 2 CLA who attended schools outside Southwark had noticeably higher levels of attainment in English and science than those who had attended Southwark schools. Attainment in maths was similar for both groups.

Consultation

15. Formal consultation is not required on the content of this report.

Background Papers	Held At	Contact
Datasets as at paragraph 3	Children's Services Management Information and Analysis	James Brown 020 7525 5090

APPENDICES

No.	Title
Appendix 1	Southwark Children Looked After: Examination Results 2007

AUDIT TRAIL

Lead Officer	Rory Patterson	
Report Author	James Brown	
Version	Final	
Dated	13/11/07	
Key Decision?	No	
CONSULTATION WITH OTHER OFFICERS / DIRECTORATES / EXECUTIVE MEMBER		
Officer Title	Comments Sought	Comments included
Strategic Director of Legal and Democratic Services	No	No
Director of Finance	No	No
Executive Member	Yes	Yes
Date final report sent to Constitutional/Community Council/Scrutiny Team	13/11/07	

Southwark Children Looked After: Examination Results 2007

Southwark - August 2007

This report shows the examination results of children looked after (CLA) at the end of Key Stage 2 (KS2) and Key Stage 4 (KS4) for Summer 2007. Source data were extracted from the Care First database and represent the children looked after for each of Key Stage 2 and Key Stage 4 for whom data were available at that point.

Caution should be exercised in interpreting the information in this report. As the number of children in both cohorts are small it is advisable to be tentative in making inferences from comparative data.

Children Looked After often have complex needs and come from a variety of backgrounds with varying levels of stability. There are a number of statutory and non-statutory reports made to central government departments and others which reflect different aspects of the looked after population.

This report aims to represent the most comprehensive view of CLA educational attainment. As such it includes both children who have been looked after for one year or more as well as children who were being looked after at the time they took their exams.

Key Stage 2 Results 2007

Table 1 – Overview of KS2 Cohort

Total CLA in KS2	57
Number of CLA with KS2 results	37

Reasons for missing results:

Unaccompanied minors

Recently arrived from overseas and therefore discounted

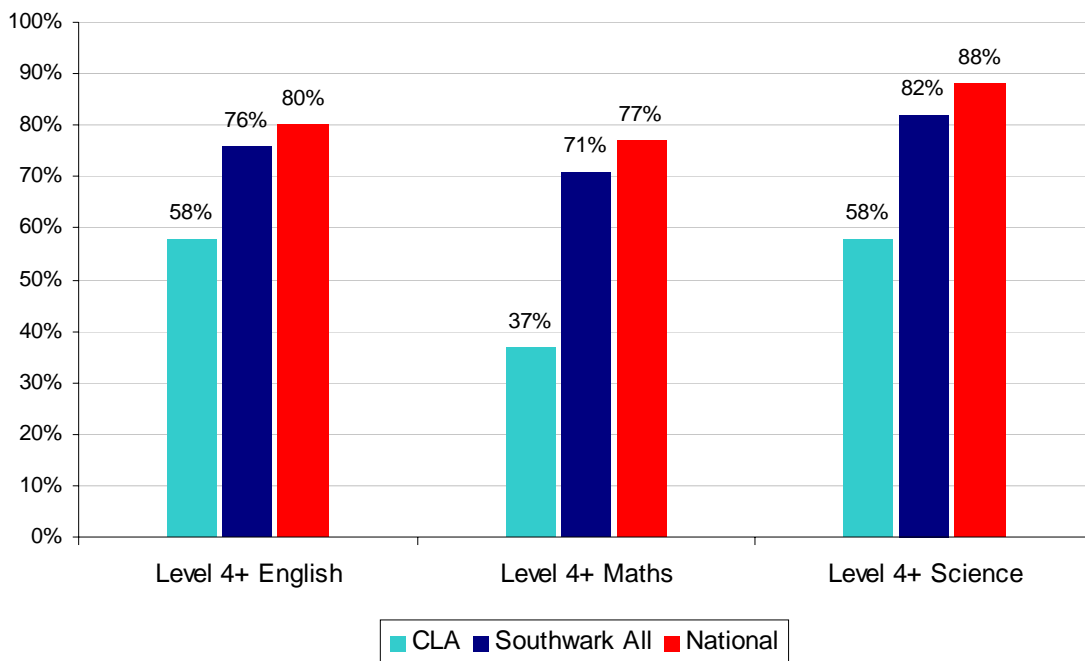
Privately educated / out-borough independent schools

Held back a year in school

Not able to access the test due to learning difficulties or physical impairment

Absent from school during test period

Chart 1a - Key Stage 2 CLA Results 2007



Source: Care First dataset (August 2007) matched to EMS file and also to DCSF KS2 results

Southwark figures are unadjusted therefore include all overseas pupils with test results

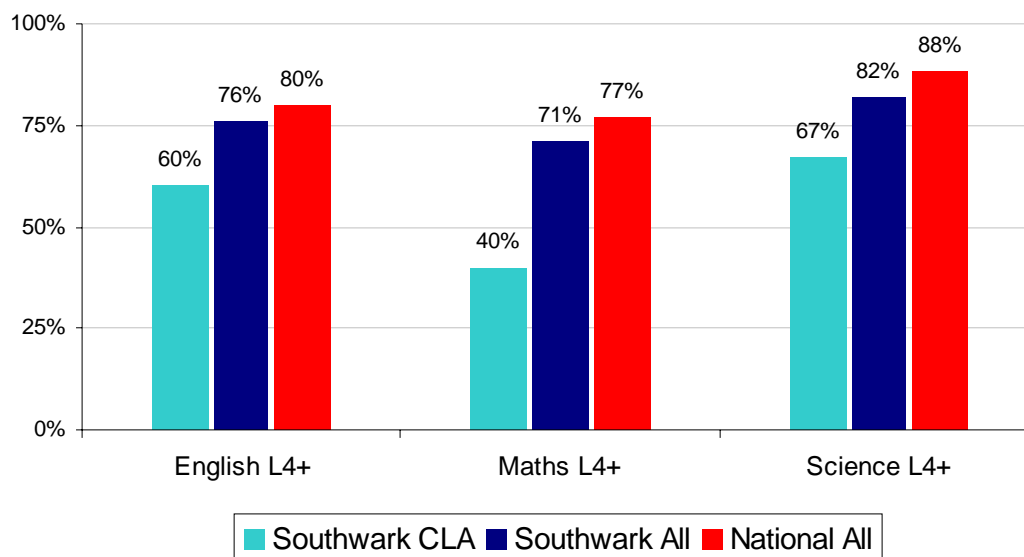
Table 2 – KS2 Results for All CLA in Southwark Schools

	Level 4+ English	Level 4+ Maths	Level 4+ Science
Number gaining level	22	14	22
Total cohort	38	38	38
CLA	58%	37%	58%
Southwark All	76%	71%	82%
National	80%	77%	88%

Table 3 - Results for Children Looked After by Southwark Only

	Children attending Southwark schools	Children attending school outside Southwark	All Southwark CLA
English Level 4+	47%	70%	58%
Maths level 4+	35%	40%	37%
Science level 4+	47%	70%	58%
Total CLA	17	20	37¹

Chart 1b - Key Stage 2 Results 2007 (OC2 – CLA for 1 year or more)



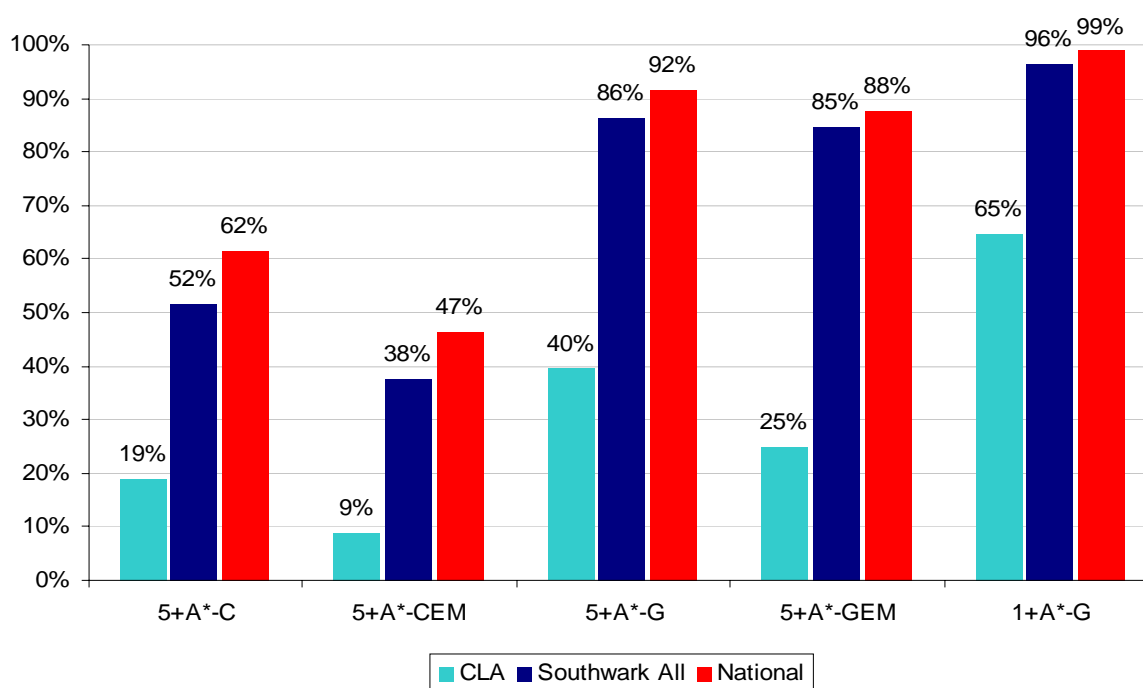
¹ One child in the list of Children Looked After is recorded as looked after by another Local Authority and took their Key Stage 2 test in a school outside Southwark. This child is included in the total number of CLA, but their exam results are excluded, pending confirmation of Southwark’s responsibility for this child.

Key Stage 4 Results 2007

Table 4 – Overview of KS4 Cohort

Total CLA in KS4	68
Number of CLA with KS4 results	68

Chart 2 - Key Stage 4 CLA Results 2007



(note: 5+A*-C EM = 5 good GCSEs including English and maths)

Table 5 – GCSE Results for All CLA in Southwark Schools

	5+ A*-C	5+ A*-C including English & maths	5+ A*-G	5+ A*-G including English & maths	1+ A*-G
Number gaining level	13	6	27	17	44
Total cohort	68	68	68	68	68
CLA	19%	9%	40%	25%	65%
Southwark All	52%	38%	86%	85%	96%
National All	62%	47%	92%	88%	99%

Table 6 – GCSE Results for Children Looked After by Southwark 2006-07

	Children who attended Southwark schools		Children who attended school outside Southwark		All Southwark CLA ²	
	2006	2007	2006	2007	2006	2007
Year	2006	2007	2006	2007	2006	2007
5+ A*-C	24%	22%	17%	27%	20%	19%
5+ A*-C inc. Eng maths	17%	15%	10%	9%	13%	9%
5+ A*-G	55%	52%	47%	50%	51%	40%
5+ A*-G inc. Eng maths	n/a	44%	n/a	14%	n/a	25%
1+ A*-G	55%	78%	50%	91%	53%	65%
Total CLA	29	27	30	22	59	68²

The total of 68 CLA includes 16 children looked after by Southwark where the school they attended was either unresolved at the time of analysis or the children were otherwise not in mainstream school (e.g. they were in custody). While these children have been included in the total they do not appear in either of the other two columns. Thus, the total column is not an aggregate of the other two columns. There were a further 3 children looked after by other LAs recorded who attended Southwark schools. Due to the small numbers these children have not been included in a column above.

Source: EMS list provided by MIA matched to OC2 list and list from Social Workers and then matched to EPAS KS4 results. See footnote.

Southwark figures are unadjusted therefore include all overseas pupils.

Additional Notes

For CLA attending schools outside Southwark data was obtained where available by accessing the national pupil database. GCSE results are not yet available for children in this category as the national pupil database is updated following the publication of final GCSE results in January of each year.

² The OC2 return only includes children who have been looked after for 1 year or more and thus shows a smaller number of children than the entire cohort of child who were looked after at the time of taking their exams.

Other Key Stages 2007

The following results are based on the OC2 return **only**. They relate only to children who have been looked after by Southwark for one year or more regardless of where they are attending school.

Chart 3 - Key Stage 1 CLA Results 2007

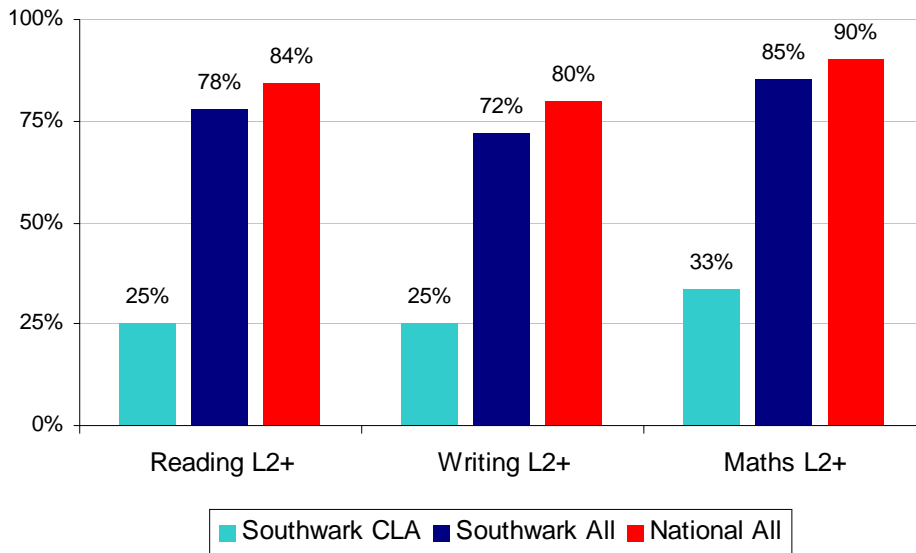


Chart 4 - Key Stage 3 CLA Results 2007

